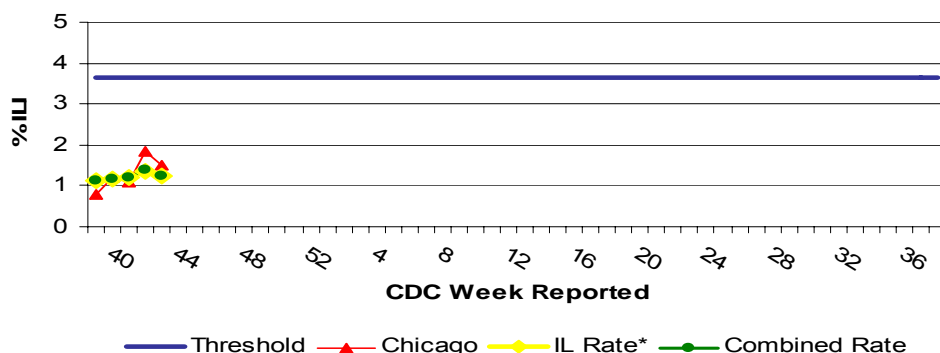


IDPH Weekly Influenza Surveillance Report

Week ending November 1, 2008¹ Influenza Activity Level: **SPORADIC**²

CDC Week	Sentinel Providers	Laboratory Confirmed Specimens
44	1.25	2

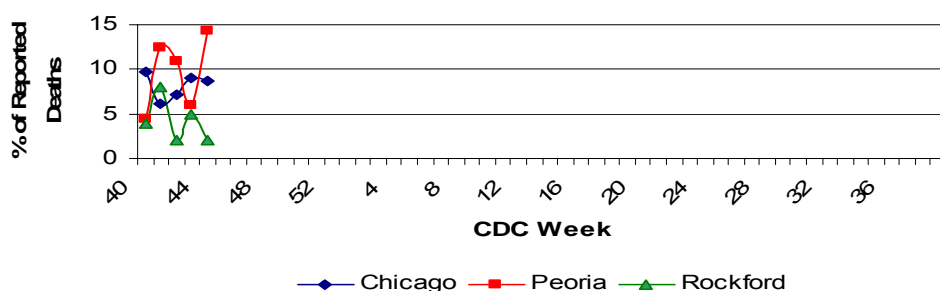
Illinois Sentinel Provider Surveillance Network



Illinois Sentinel Provider Data

- Weekly data reported from participating medical practitioners attributing patient office visits to "influenza like illness" (ILI)³
- Age 0-4: 98
- Age 5-24: 109
- Age 25-64: 74
- 65+: 28

Influenza & Pneumonia Mortality in Selected Illinois Cities

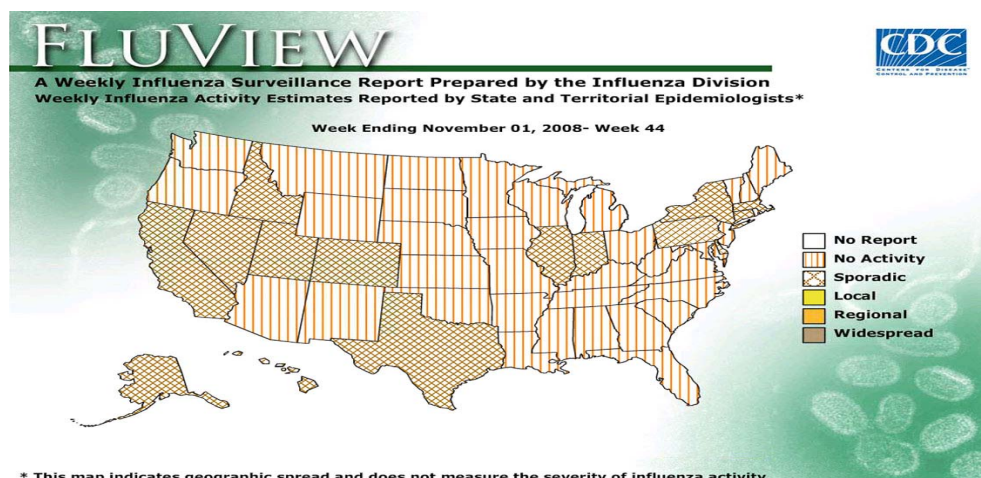


Influenza & Pneumonia Mortality Surveillance

- Data from CDC 122 Cities Morbidity and Mortality Reporting System
- All age groups represented
- No pediatric influenza/pneumonia deaths have been reported this season.

Laboratory Surveillance

- Respiratory illness in military recruits at NRTC Great Lakes was reported at moderately elevated levels this week
- Two positive specimens have been reported by the state laboratory
- Influenza A (H1): 0
- Influenza A (H3): 2
- Influenza A (unknown): 0
- Influenza B: 0



* This map indicates geographic spread and does not measure the severity of influenza activity.

Other References/Resources:

- Centers for Disease Control and Prevention Influenza Website: <http://www.cdc.gov/flu/weekly/fluactivity.htm>
- Immunization Action Coalition Website: <http://immunize.org/>
- IDPH Website: <http://www.idph.state.il.us/flu/surveillance.htm>

National Influenza Surveillance

- Fifteen states reported sporadic activity, 35 states reported no activity.

¹ Data in this report is provisional and will be updated weekly.

² **No activity:** No laboratory confirmed cases of influenza and no reported increase in cases of influenza like illness (ILI).

Sporadic: Small numbers of laboratory confirmed influenza cases or a single laboratory confirmed influenza in a single region of the state.

Local: Outbreaks of influenza or increases in ILI and recent laboratory confirmed influenza in a single region of the state.

Regional: Outbreaks of influenza or increases in ILI and recent laboratory confirmed influenza in at least two but less than half the regions of the state.

Widespread: Outbreaks of influenza or increases in ILI cases and recent laboratory confirmed influenza in at least half the regions of the state.

³ "Influenza like illness" is defined as fever $\geq 100^{\circ}\text{F}$ and cough and/or sore throat.

* ILI data excluding the City of Chicago