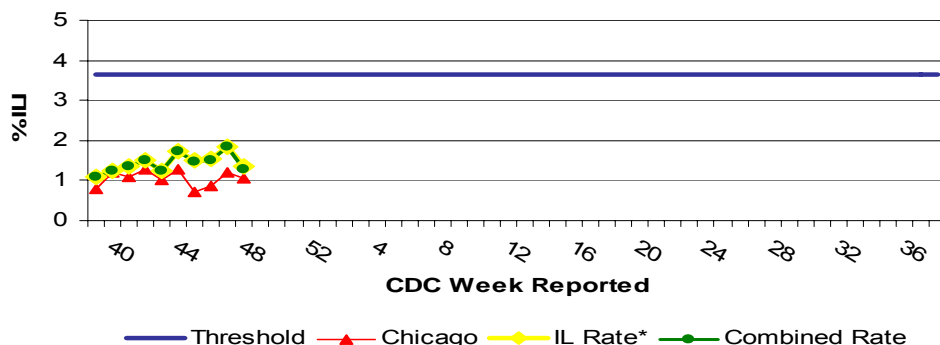


IDPH Weekly Influenza Surveillance Report

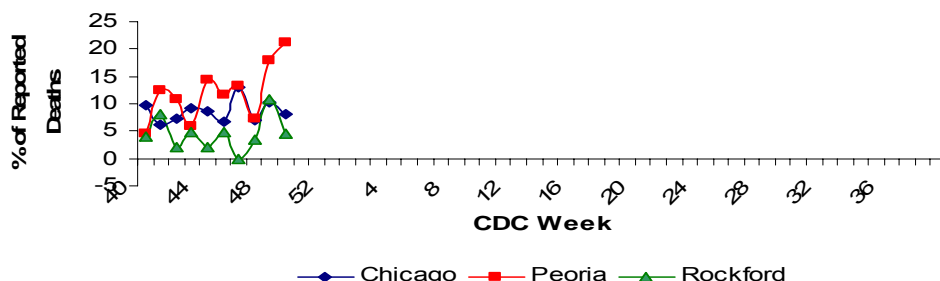
Week ending December 6, 2008¹ Influenza Activity Level: **SPORADIC**²

CDC Week	Sentinel Providers %ILI	Laboratory Confirmed Specimens
49	1.29	1

Illinois Sentinel Provider Surveillance Network

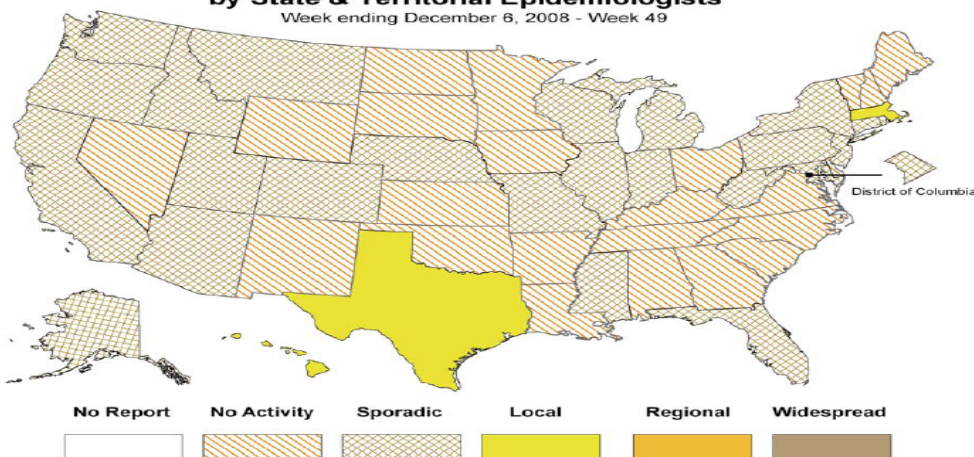


Influenza & Pneumonia Mortality in Selected Illinois Cities



Weekly Influenza Activity Estimates Reported by State & Territorial Epidemiologists*

Week ending December 6, 2008 - Week 49



Other References/Resources:

- Centers for Disease Control and Prevention Influenza Website: <http://www.cdc.gov/flu/weekly/fluactivity.htm>
- Immunization Action Coalition Website: <http://immunize.org/>
- IDPH Website: <http://www.idph.state.il.us/flu/surveillance.htm>

Illinois Sentinel Provider Data

- Weekly data reported from participating medical practitioners attributing patient office visits to "influenza like illness" (ILI)³
- Age 0-4 142
- Age 5-24 98
- Age 25-64 78
- 65 + 21

Influenza & Pneumonia Mortality Surveillance

- Data from CDC 122 Cities Morbidity and Mortality Reporting System
- All age groups represented
- No pediatric influenza/pneumonia deaths have been reported this season.

Laboratory Surveillance

- Respiratory illness in military recruits at NRTC Great Lakes was reported at expected levels this week
- One positive specimen has been reported by the state laboratory
- Influenza A (H1) 1
- Influenza A (H3) 0
- Influenza A (unknown) 0
- Influenza B 0

National Influenza Surveillance

- Three states reported local activity, 24 states reported sporadic activity, 23 states reported no activity.

¹ Data in this report is provisional and will be updated weekly.

² **No activity:** No laboratory confirmed cases of influenza and no reported increase in cases of influenza like illness (ILI).

Sporadic: Small numbers of laboratory confirmed influenza cases or a single laboratory confirmed influenza in a single region of the state.

Local: Outbreaks of influenza or increases in ILI and recent laboratory confirmed influenza in a single region of the state.

Regional: Outbreaks of influenza or increases in ILI and recent laboratory confirmed influenza in at least two but less than half the regions of the state.

Widespread: Outbreaks of influenza or increases in ILI cases and recent laboratory confirmed influenza in at least half the regions in the state.

³ "Influenza like illness" is defined as fever $\geq 100^{\circ}\text{F}$ and cough and/or sore throat.

* ILI data excluding the City of Chicago