

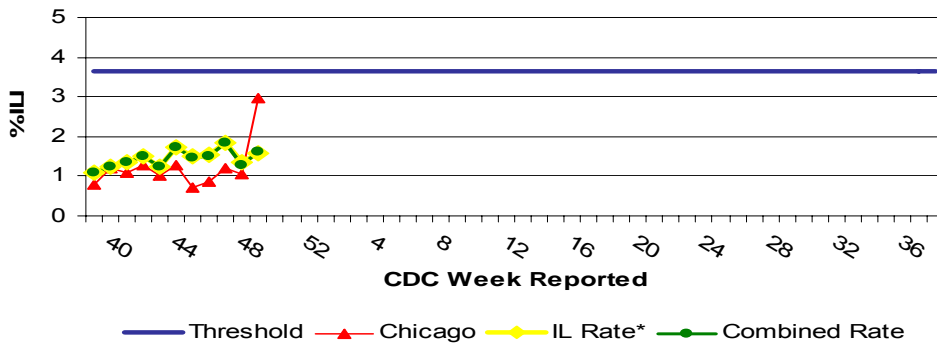
IDPH Weekly Influenza Surveillance Report

Week ending December 13, 2008¹ Influenza Activity Level: **SPORADIC**²

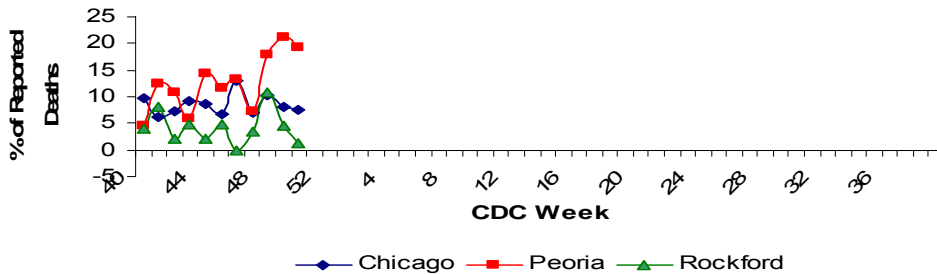


CDC Week	Sentinel Providers %ILI	Laboratory Confirmed Specimens
50	1.61	3

Illinois Sentinel Provider Surveillance Network



Influenza & Pneumonia Mortality in Selected Illinois Cities



Illinois Sentinel Provider Data

- Weekly data reported from participating medical practitioners attributing patient office visits to "influenza like illness" (ILI)³
- Age 0-4 203
- Age 5-24 119
- Age 25-64 81
- 65 + 18

Influenza & Pneumonia Mortality Surveillance

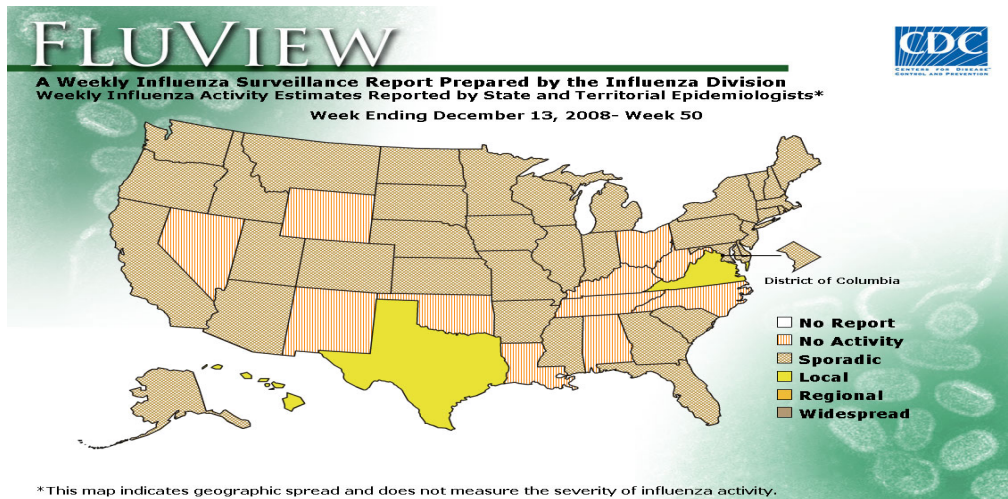
- Data from CDC 122 Cities Morbidity and Mortality Reporting System
- All age groups represented
- No pediatric influenza/pneumonia deaths have been reported this season.

Laboratory Surveillance

- Respiratory illness in military recruits at NRTC Great Lakes was reported at expected levels this week
- Three positive specimens have been reported by the state laboratory
- Influenza A (H1) 3
- Influenza A (H3) 0
- Influenza A (unknown) 0
- Influenza B 0

National Influenza Surveillance

- Three states reported local activity, 36 states reported sporadic activity, and 11 states reported no activity.



*This map indicates geographic spread and does not measure the severity of influenza activity.

Other References/Resources:

- Centers for Disease Control and Prevention Influenza Website: <http://www.cdc.gov/flu/weekly/fluactivity.htm>
- Immunization Action Coalition Website: <http://immunize.org/>
- IDPH Website <http://www.idph.state.il.us/flu/surveillance.htm>

¹ Data in this report is provisional and will be updated weekly.

² **No activity:** No laboratory confirmed cases of influenza and no reported increase in cases of influenza like illness (ILI).

Sporadic: Small numbers of laboratory confirmed influenza cases or a single laboratory confirmed influenza in a single region of the state.

Local: Outbreaks of influenza or increases in ILI and recent laboratory confirmed influenza in a single region of the state.

Regional: Outbreaks of influenza or increases in ILI and recent laboratory confirmed influenza in at least two but less than half the regions of the state.

Widespread: Outbreaks of influenza or increases in ILI cases and recent laboratory confirmed influenza in at least half the regions in the state.

³ "Influenza like Illness" is defined as fever $\geq 100^{\circ}\text{F}$ and cough and/or sore throat.

* ILI data excluding the City of Chicago