

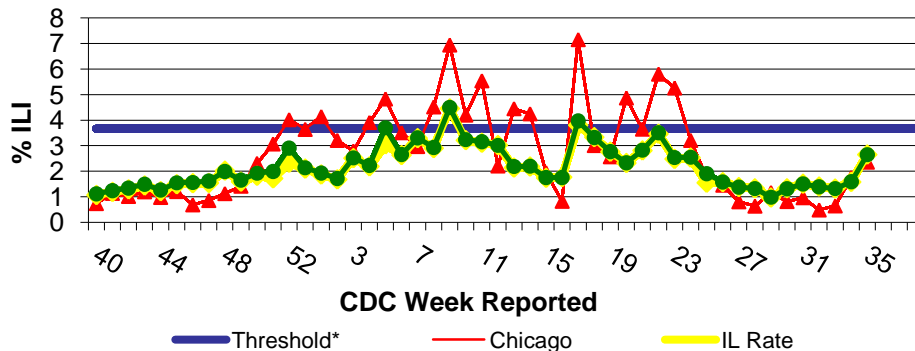
# IDPH Weekly Influenza Surveillance Report

Week ending September 5, 2009<sup>1</sup> Influenza Activity Level: **REGIONAL<sup>2</sup>**

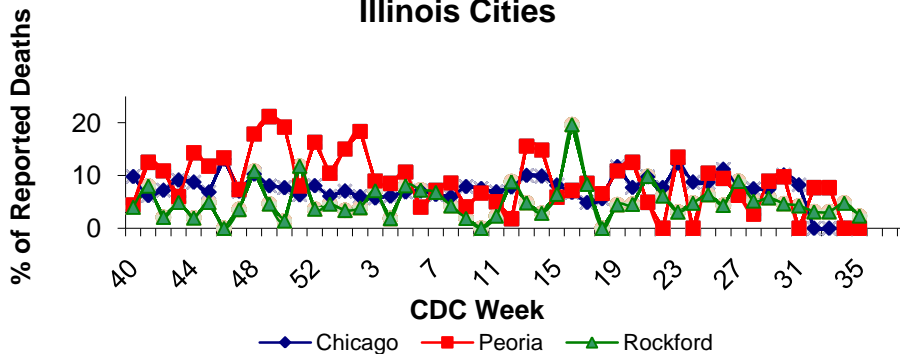


CDC Week	Sentinel Providers - %ILI	Lab Confirmed Specimens
35	2.65	19

## Illinois Sentinel Provider Surveillance Network



## Influenza & Pneumonia Mortality in Selected Illinois Cities



## Novel Influenza A (H1N1) Virus

As of September 5, 2009, there have been 1,380 hospitalizations and 196 deaths associated with the novel H1N1 flu outbreak in the United States. Of these, 1,097 hospitalizations and 168 deaths are related to influenza and pneumonia syndrome. The remaining 263 hospitalizations and 28 deaths are based off influenza laboratory tests. For more information visit <http://www.cdc.gov/h1n1flu/updates/us/#totalcases>.

## Illinois Sentinel Provider Data<sup>1</sup>

Weekly data reported from participating medical practitioners attributing patient office visits to "influenza like illness" (ILI)<sup>3</sup>

• Age 0-4	184
• Age 5-24	363
• Age 25-64	157
• 65 +	20

## Influenza & Pneumonia Mortality Surveillance

- Data from CDC 122 Cities Morbidity and Mortality Reporting System
- All age groups represented
- One influenza-associated pediatric death was reported nation-wide and was associated with a 2009 influenza A (H1N1) virus infection for week ending 9/05/09.

## Great Lakes Naval Academy Febrile Respiratory Illness Surveillance Update

Febrile respiratory illness in military recruits at NRTC Great Lakes was reported as at or below expected value.

## Laboratory Surveillance<sup>1</sup>

- Nineteen specimens have been reported by IDPH laboratory for week ending 9/05/09.
- Influenza A (H1) 0
- Influenza A (H3) 1
- Influenza A (unknown) 1
- Influenza B 0
- Novel Influenza A (H1N1) 17

## National Influenza Surveillance

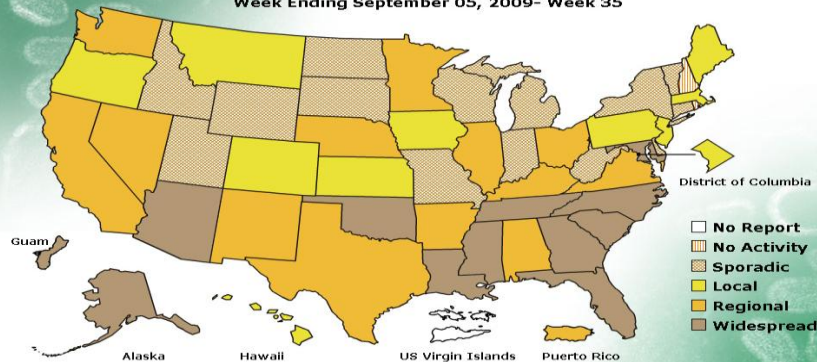
Eleven states and Guam reported widespread activity, 13 states and Puerto Rico reported regional activity, 10 states and the District of Columbia reported local activity, 14 states reported sporadic activity, 2 states reported no activity and the US Virgin Islands did not report.

## Other References/Resources:

- Centers for Disease Control and Prevention Influenza Website: <http://www.cdc.gov/flu/weekly/fluactivity.htm>
- Immunization Action Coalition Website: <http://immunize.org/>
- IDPH Website: <http://www.idph.state.il.us/flu/surveillance.htm>

## FLUVIEW

A Weekly Influenza Surveillance Report Prepared by the Influenza Division  
Weekly Influenza Activity Estimates Reported by State and Territorial Epidemiologists\*  
Week Ending September 05, 2009- Week 35



\*This map indicates geographic spread and does not measure the severity of influenza activity.

**No activity:** No laboratory confirmed cases of influenza and no reported increase in cases of influenza like illness (ILI).

**Sporadic:** Small numbers of laboratory confirmed influenza cases or a single laboratory confirmed influenza in a single region of the state.

**Local:** Outbreaks of influenza or increases in ILI and recent laboratory confirmed influenza in a single region of the state.

**Regional:** Outbreaks of influenza or increases in ILI and recent laboratory confirmed influenza in at least two but less than half the regions of the state.

**Widespread:** Outbreaks of influenza or increases in ILI cases and recent laboratory confirmed influenza in at least half the regions in the state.

<sup>3</sup>"Influenza like Illness" is defined as fever  $\geq 100^{\circ}\text{F}$  and cough and/or sore throat.

\*Threshold=3.66%

<sup>1</sup>Data in this report is provisional and will be updated weekly