

Week 50: December 7, 2014 – December 13, 2014

ILLINOIS DEPARTMENT OF PUBLIC HEALTH



# Illinois Influenza Surveillance Report

Week 50: Week Ending Saturday, December 13

Division of Infectious Diseases, Communicable Disease Section

12/19/2014

## Contents

Summary .....	2
ILINet Provider Surveillance.....	5
ILI Visits by Age Group .....	6
Influenza Intensive Care Unit (ICU) Admissions and Deaths .....	7
Influenza Related ICU Admissions by Age Group.....	8
Laboratory Surveillance .....	9
Influenza Outbreaks Reported in Long-Term Facilities (LTC) and Correctional Facilities .....	9
Weekly Viral Subtype .....	11
IDPH Infectious Diseases Regional Map .....	12
Resources .....	13

## **Summary**

- For this reporting week, the proportion of outpatient visits for influenza-like illness (ILI)<sup>1</sup> was **4.47%**, which is **above** the regional baseline of **1.70%**.
- Based on CDC criteria, Illinois influenza activity is classified as **Widespread** (see CDC FluView Section) for this reporting week.
- For this reporting week there were **933** influenza specimens tested by WHO/NREVSS collaborating Illinois laboratories and **106** tested by Illinois Department of Public Health Laboratories for a total of **1,039** specimens tested. **294** specimens tested positive for Influenza.
- **Ninety-three** influenza-associated Intensive Care Unit (ICU) admissions<sup>3</sup> were reported for this reporting week.
- **No** influenza-associated pediatric deaths were reported for this reporting week.
- For this reporting week, **23** influenza outbreaks were reported.

During past seasons when influenza A (H3N2) viruses have predominated, higher overall and age-specific hospitalization rates and more mortality have been observed, especially among older people, very young children, and persons with certain chronic medical conditions compared with seasons during which influenza A (H1N1) or influenza B viruses have predominated.

Influenza viral characterization data indicated that 48% of the influenza A (H3N2) viruses collected and analyzed in the United States from October 1 through November 22, 2014 were antigenically "like" the 2014-2015 influenza A (H3N2) vaccine component, but that 52% were antigenically different (drifted) from the H3N2 vaccine virus. In past seasons during which predominant circulating influenza viruses have been antigenically drifted, decreased vaccine effectiveness has been observed. However, vaccination has been found to provide some protection against drifted viruses. Though reduced, this cross-protection might reduce the likelihood of severe outcomes such as hospitalization and death. In addition, vaccination will offer protection against circulating influenza strains that have not undergone significant antigenic drift from the vaccine viruses (such as influenza A (H1N1) and B viruses).

**Vaccination continues to be recommended for persons who have not yet received influenza vaccine this season. Additionally, because of the detection of these drifted influenza A (H3N2) viruses, clinicians are reminded of the use of neuraminidase inhibitor antiviral medications when indicated for treatment and prevention of influenza, as an adjunct to vaccination.**

For more information see the [CDC Health Advisory Regarding the Potential for Circulation of Drifted Influenza A \(H3N2\) Virus](#).

---

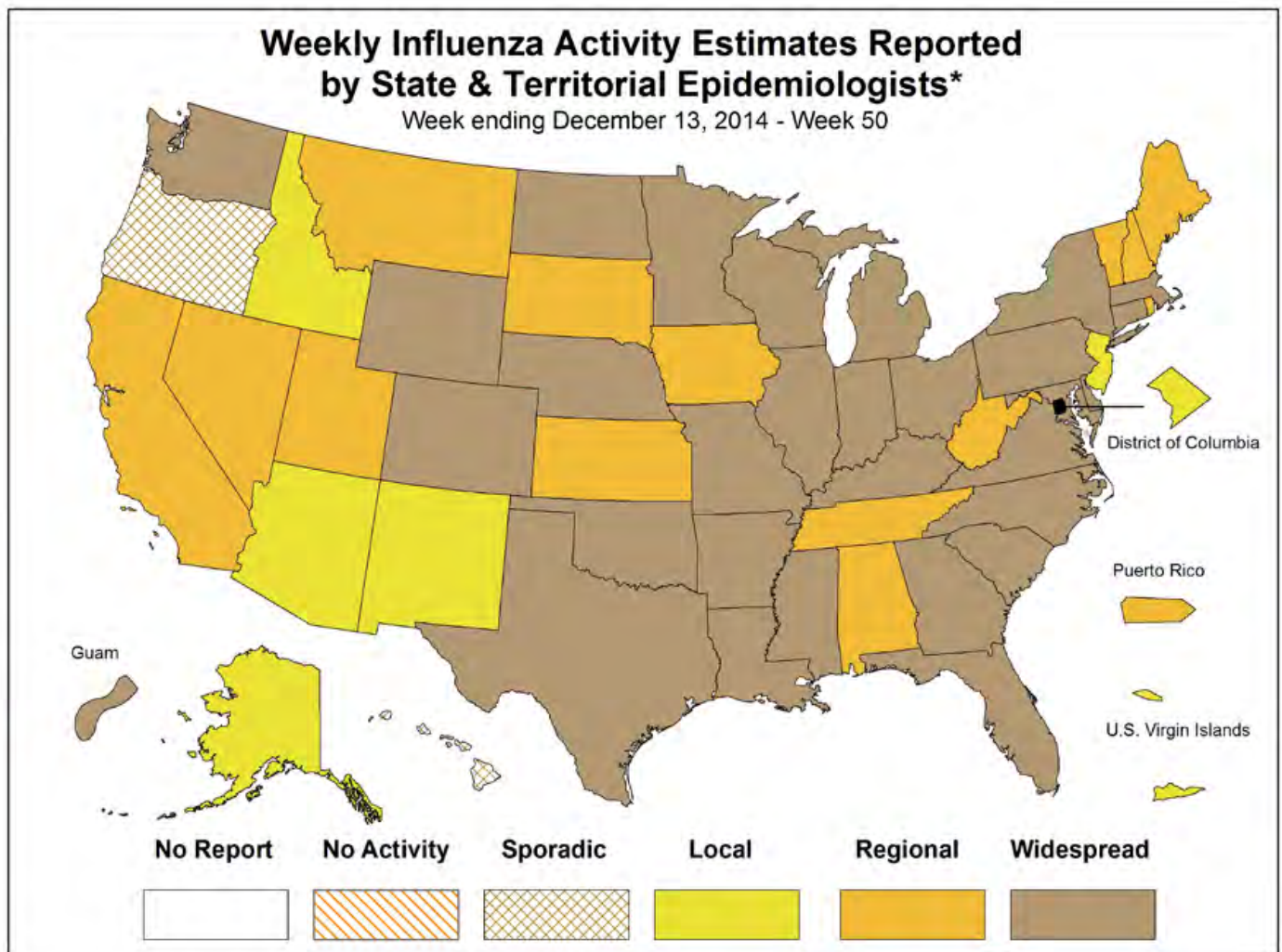
<sup>1</sup> ILI "Influenza like Illness" is defined as fever  $\geq 100^{\circ}\text{F}$  and cough and/or sore throat.

<sup>2</sup> FRI surveillance is ongoing at 8 U.S. military basic training centers, representing all service branches. FRI Rate Status is classified into one of 3 categories:

1. At or below expected value
2. Moderately elevated
3. Substantially elevated

<sup>3</sup> For the purpose of diagnosis, influenza can be diagnosed by using the following test: reverse transcription polymerase chain reaction RT-PCR, viral culture, Immunofluorescence [Direct Fluorescent Antibody (DFA) or Indirect Fluorescent Antibody (IFA) Staining], Enzyme Immuno Assay (EIA) or any rapid diagnostic test. Sensitivities of rapid diagnostic tests are approximately 50-70% when compared with viral culture or reverse transcription polymerase chain reaction (RT-PCR), and specificities of rapid diagnostic tests for influenza are approximately 90-95%. False-positive (and true-negative) results are more likely to occur when disease prevalence in the community is low, which is generally at the beginning and end of the influenza seasons. False-negative (and true-positive) results are more likely to occur when disease prevalence is high in the community, which is typically at the height of the influenza season.

## CDC FluView



\* This map indicates geographic spread & does not measure the severity of influenza activity

**No activity:** No laboratory confirmed cases of influenza and no reported increase in cases of influenza like illness (ILI).

**Sporadic:** Small numbers of laboratory confirmed influenza cases or a single laboratory confirmed influenza in a single region of the state.

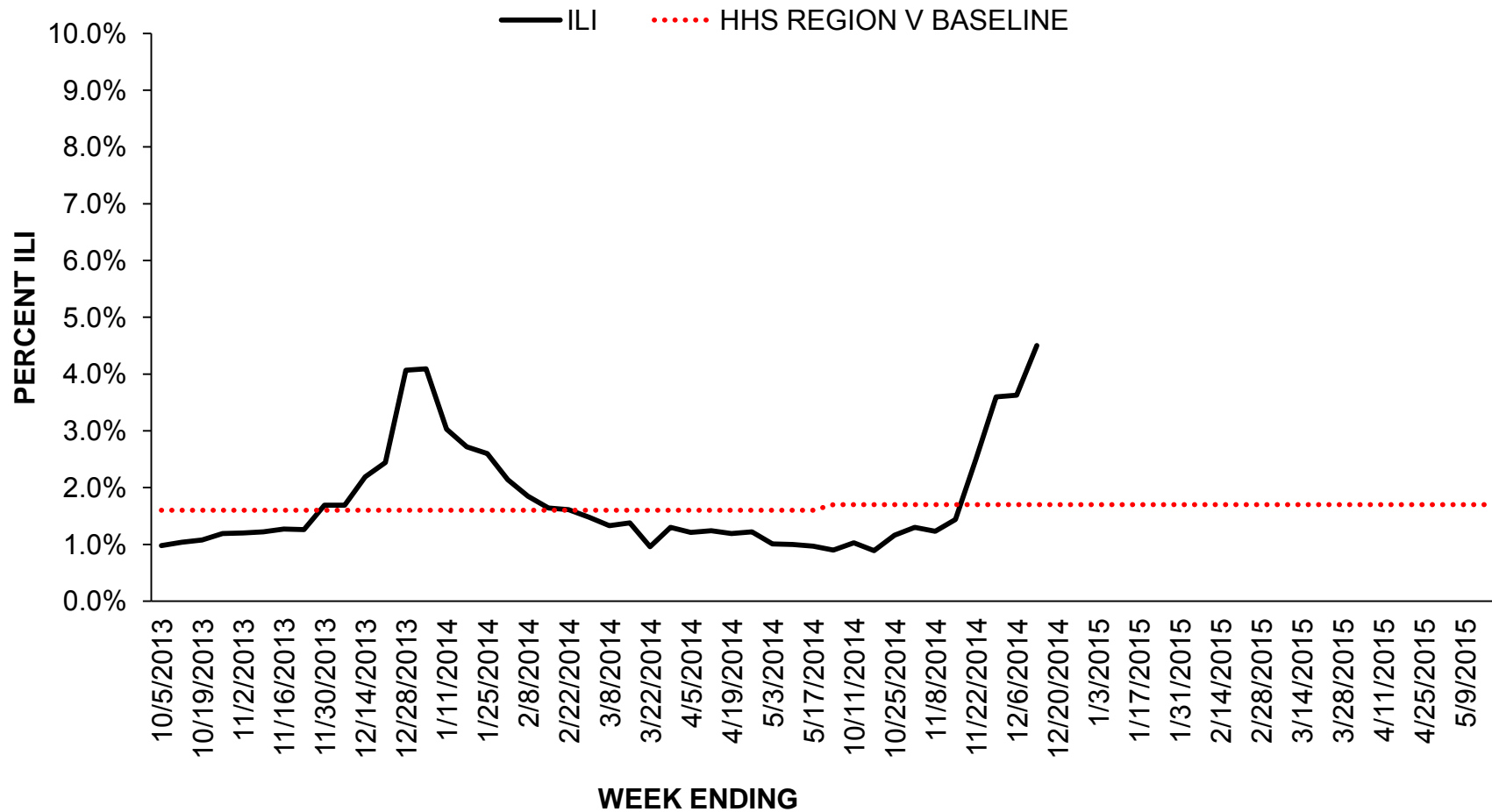
**Local:** Outbreaks of influenza or increases in ILI and recent laboratory confirmed influenza in a single region of the state.

**Regional:** Outbreaks of influenza or increases in ILI and recent laboratory confirmed influenza in at least two but less than half the regions of the state.

**Widespread:** Outbreaks of influenza or increases in ILI cases and recent laboratory confirmed influenza in at least half the regions in the state.

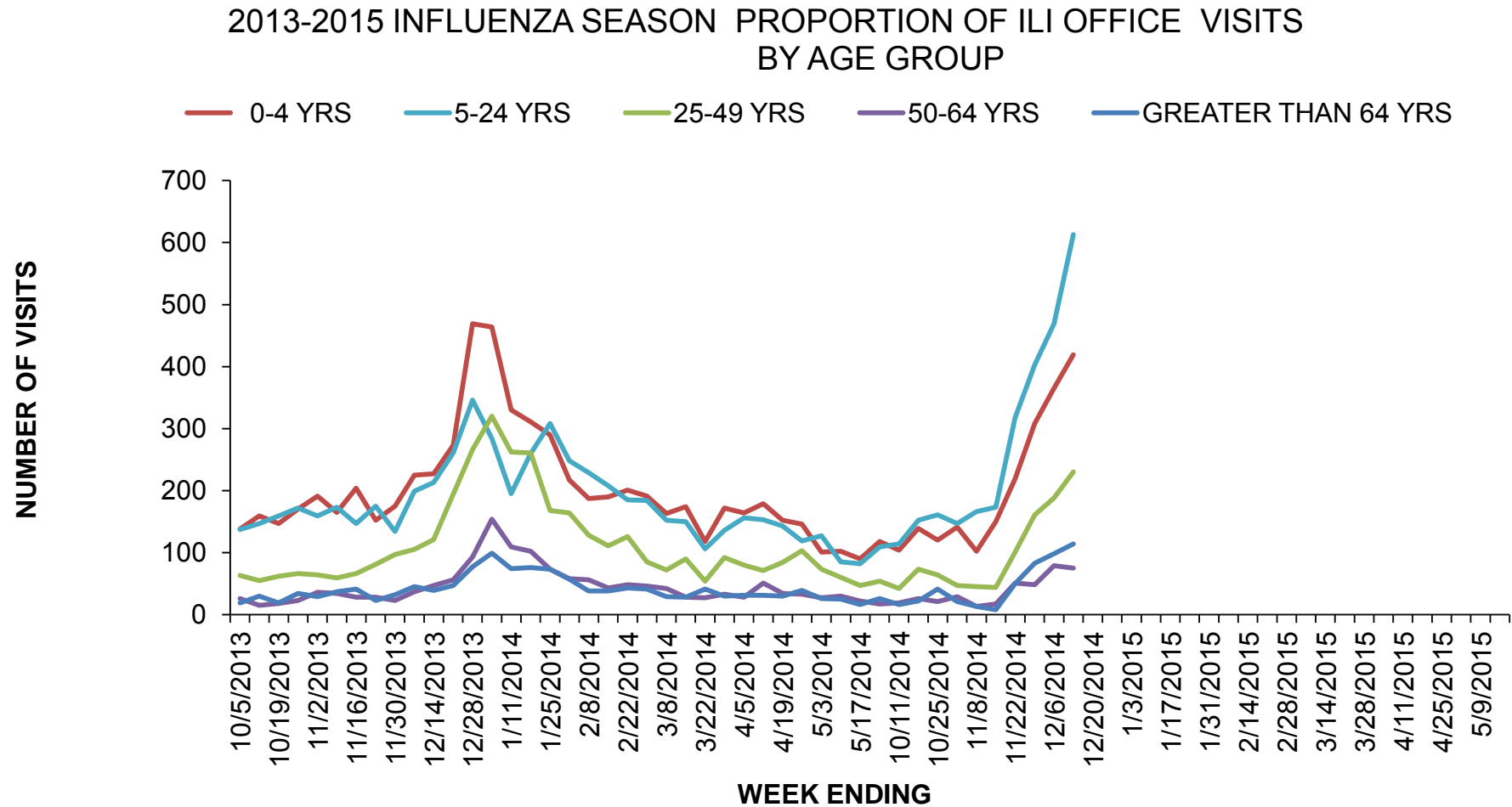
## ILINet Provider Surveillance

### Influenza Like Illness Outpatient Surveillance 2013-2015



Week 50: December 7, 2014 – December 13, 2014

## ILI Visits by Age Group



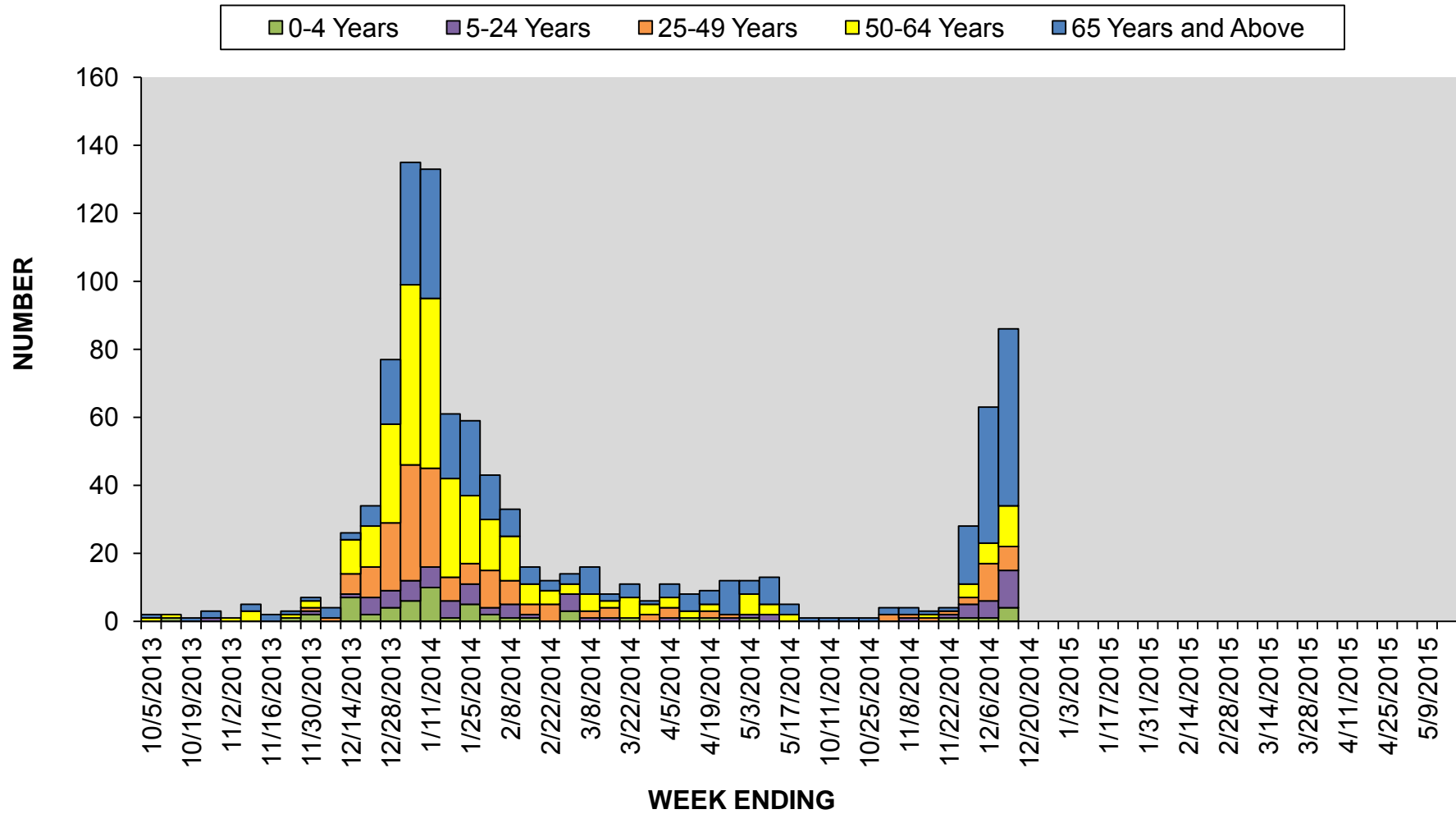
### **Influenza Intensive Care Unit (ICU) Admissions and Deaths**

There were **93** influenza related ICU admissions and **0** pediatric death for this reporting week.

Year	Week No	Admissions	Pediatric Deaths
2014	40	1	0
2014	41	1	0
2014	42	1	0
2014	43	1	0
2014	44	4	0
2014	45	4	0
2014	46	3	0
2014	47	5	0
2014	48	29	0
2014	49	66	0
2014	50	93	0
<b>Total (Provisional) for 2014-15 Season</b>		<b>208</b>	<b>0</b>

Week 50: December 7, 2014 – December 13, 2014

### Influenza Related ICU Admissions by Age Group, 2013-2015





## **Laboratory Surveillance**

- For this reporting week there were **933** influenza specimens tested by WHO/NREVSS collaborating Illinois laboratories and **108** influenza specimens tested by Illinois Department of Public Health Laboratories for a **total of 1,041** specimens . **294** specimens tested positive for Influenza.

Year	Week	A (H1)	2009(A) H1N1	A (H3)	A (Unable to subtype)	A (Sub typing not performed)	B	Total # Tested	Total # Positive	% Positive
2014	40	0	0	0	0	1	0	134	1	0.7%
2014	41	0	0	0	0	7	0	162	7	4.3%
2014	42	0	0	1	0	2	1	197	4	2.0%
2014	43	0	0	0	0	12	0	199	12	6.0%
2014	44	0	1	0	0	19	2	279	22	8.0%
2014	45	0	0	2	0	56	2	335	60	17.9%
2014	46	0	0	7	0	81	2	475	90	19.0%
2014	47	0	0	7	0	147	0	595	154	25.9%
2014	48	0	0	14	0	199	2	724	215	29.7%
2014	49	0	0	48	0	282	9	1116	339	30.4%
2014	50	0	0	137	0	154	3	1039	294	28.3%
<b>Season Totals</b>		0	1	216	0	960	21	5255	1198	22.8%

## **Influenza Outbreaks Reported in Long-Term Facilities (LTC) and Correctional Facilities**

There were **23** outbreak reported for this reporting week.

Region	2014-2015 Influenza Season - Number of outbreaks (%)
Rockford (1)	6
Peoria (2),	3
Edwardsville (4),	12
Marion (5),	0
Champaign (6),	2
West Chicago (7)	9
Chicago/Cook (8)	4
<b>Total</b>	<b>36</b>

## **Viral Resistance:**

**Antiviral Resistance:** Testing of 2009 H1N1, influenza A (H3N2), and influenza B virus isolates for resistance to neuraminidase inhibitors (oseltamivir and zanamivir) is performed at CDC using a functional assay. Additional 2009 H1N1 and influenza A (H3N2) clinical samples are tested for mutations of the virus known to confer oseltamivir resistance. The data summarized below combine the results of both testing methods. These samples are routinely obtained for surveillance purposes rather than for diagnostic testing of patients suspected to be infected with antiviral-resistant virus.

High levels of resistance to the adamantanes (amantadine and rimantadine) persist among 2009 influenza A (H1N1) and A (H3N2) viruses (the adamantanes are not effective against influenza B viruses). Therefore, data from adamantane resistance testing are not presented below.

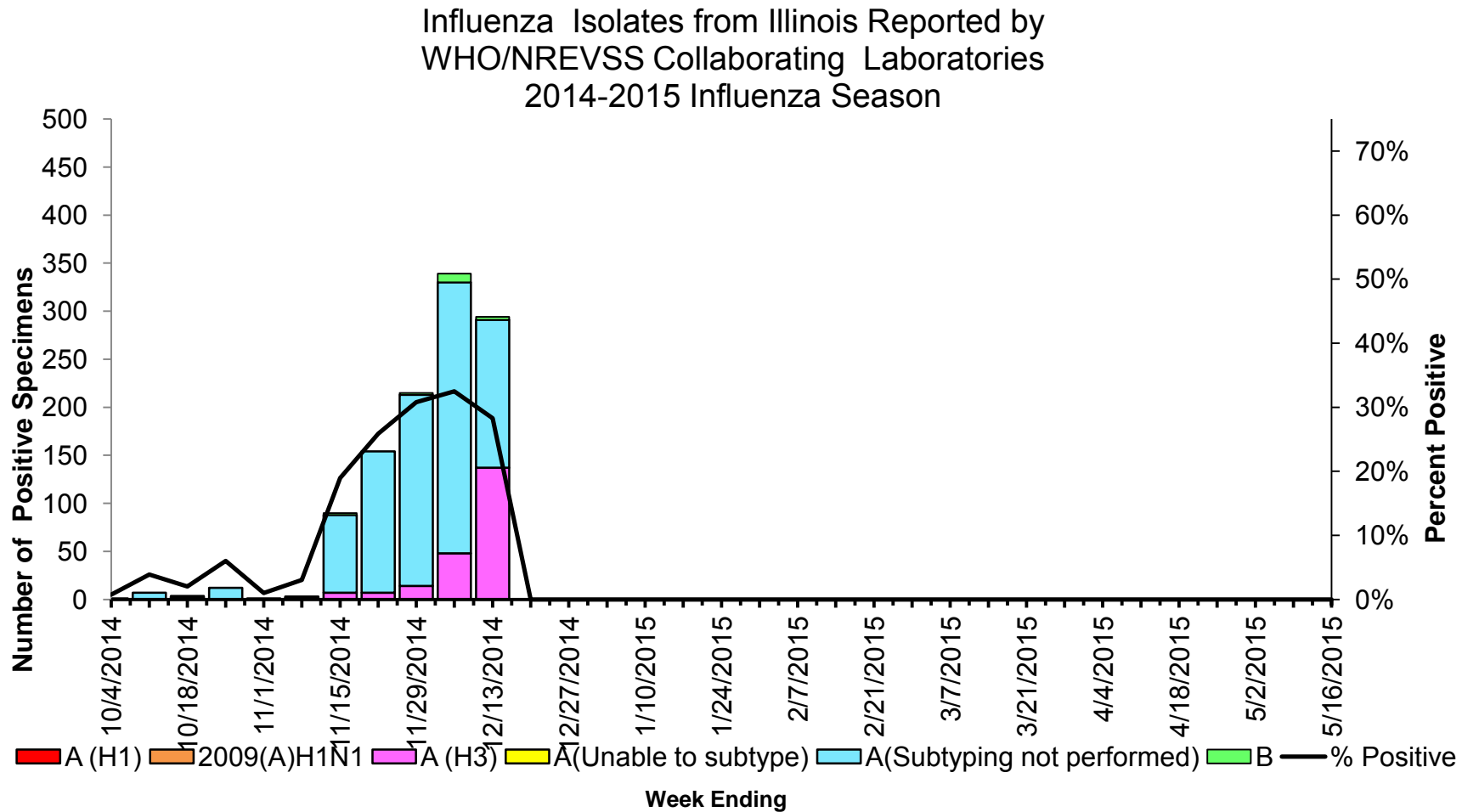
### **Neuraminidase Inhibitor Resistance Testing Results on Samples Collected Since October 1, 2014**

	Oseltamivir		Zanamivir	
	Virus Samples tested (n)	Resistant Viruses, Number (%)	Virus Samples tested (n)	Resistant Viruses, Number (%)
<b>Influenza A (H3N2)</b>	175	0 (0.0)	175	0 (0.0)
<b>Influenza B</b>	51	0 (0.0)	51	0 (0.0)
<b>Influenza A(H1N1)pmd09</b>	10	0 (0.0)	10	0 (0.0)

In the United States, all recently circulating influenza viruses have been susceptible to the neuraminidase inhibitor antiviral medications, oseltamivir and zanamivir; however, rare sporadic instances of oseltamivir-resistant 2009 H1N1 and A (H3N2) viruses have been detected worldwide. Antiviral treatment with oseltamivir or zanamivir is recommended as early as possible for patients with confirmed or suspected influenza who have severe, complicated, or progressive illness; who require hospitalization; or who are at high risk for serious influenza-related complications. Additional information on recommendations for treatment and chemoprophylaxis of influenza virus infection with antiviral agents is available at <http://www.cdc.gov/flu/antivirals/index.htm>

## Weekly Viral Subtype

Influenza Isolates from Illinois Reported by WHO/NREVSS Collaborating Laboratories, 2014-2015 Influenza Season.



## IDPH Infectious Diseases Regional Map



- 1 – Rockford Region
- 2 – Peoria Region
- 4 – Edwardsville Region
- 5 – Marion Region
- 6 – Champaign Region
- 7 – West Chicago Region
- 8 – Chicago/Cook Co Region

## **Resources**

- Centers for Disease Control and Prevention Influenza Website:
  - <http://www.cdc.gov/flu/>
- Immunization Action Coalition Website: <http://immunize.org/>
- IDPH Seasonal Influenza Website: <http://www.idph.state.il.us/flu/surveillance.htm>
- National Respiratory and Enteric Virus Surveillance System (NREVSS), CDC website: <https://www.cdc.gov/nrevss/account/export.aspx>
- St Louis Children's Hospital Weekly Virus/Microbiology Update: <http://slchlabtestguide.bjc.org/Default.aspx?url=63e0653d-fe31-466f-9228-d4de90fa7424>